

# PRODUCT DATA SHEET

## RhizoFix® RF-60

**Common bean (*Phaseolus vulgaris*)**

*Rhizobium leguminosarum*

<b>Content:</b> .....	75 ml
<b>Suitable for:</b> .....	Common beans, bush beans
<b>Application rate per 100 kg seeds:</b> .....	500 ml
<b>Contains enough for:</b> .....	15 kg
<b>Sowing rate:</b> .....	15 kg/ha
<b>Bottle contains enough for:</b> .....	1 ha
<b>Item number:</b> .....	5260



RhizoFix® RF-60 is a liquid inoculant for common bean seeds. In recent years, Feldsaaten Freudenberger has been carrying out intense research to develop its own rhizobia strains. The best strains were chosen over the course of numerous laboratory and field trials. The objective of the selection was to find strains that form a symbiotic relationship with the common bean plants as quickly as possible while simultaneously contributing to higher yields.

### Advantages of RhizoFix® seed inoculation

- Higher yields with inoculation than without
- Direct contact with seeds → fast root settlement
- Rhizobia strains ideally suited to central European climatic conditions
- Allows cultivation on areas without naturally occurring rhizobia or previous common bean cultivation
- Sturdier growth, resilient plants
- Easy-to-handle inoculant
- Ready to apply immediately
- Scientifically selected rhizobia strains
- Significantly higher nodule count
- Safeguards yield
- Improved stress tolerance
- Improved soil N status and better N availability for subsequent crops
- Reduced fertiliser requirement
- Increased protein yield
- Earlier and increased nitrogen fixation





# RhizoFix® RF-60

Common bean (*Phaseolus vulgaris*)



## Use

The product is ready for immediate use and should be applied right before planting. To ensure best results, RhizoFix® must be spread as evenly as possible over seeds. This can be done by using a pump sprayer or similar device.

## Application steps

1. Shake bottle well.
2. Open bottle and pour evenly on the seed material to be treated.
3. Thoroughly mix the treated seed several times.
4. Plant the treated seed soon after treatment.

**Store remaining quantities in a cool (6 °C) place and use up within one week.**

## Precautions and application instructions

- Mixing the seed thoroughly following inoculation improves the inoculant distribution and nodule formation.
- Excessive mechanical stress reduces the seeds' germination capacity.
- Keep away from direct sunlight.
- Store in a cool place (6 °C).
- Do not use RhizoFix® after the expiry date or in the event of improper storage.
- Keep the inoculant and treated seeds in a cool place away from direct sunlight, and plant the treated seeds as quickly as possible.
- If the seed is not sown within 24 hours, it should be inoculated once again.
- Take care when using hired sowing machines: Remnants of treatment agents can damage the rhizobia attached to the seed.
- Do not exceed recommended dosage, since this can cause clumping.
- Please adjust the application rate when treating seed mixtures.

**Keep away from children and animals**

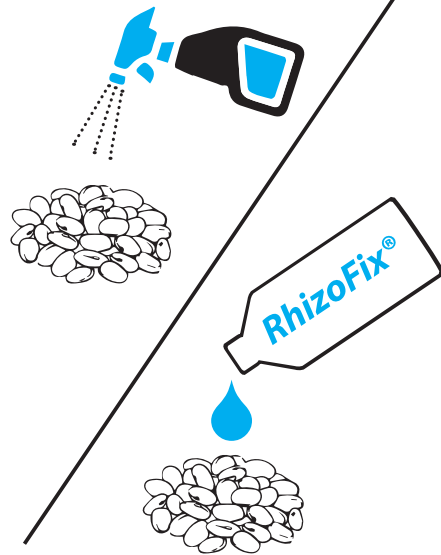





1. Shake it




2. Break it



3. Mix it



4. Sow it





Left: Common bean inoculated with RhizoFix® with clear green color / Right: Common bean without inoculation



**Sina-Maria Trippe**

Specialist adviser for  
liquid inoculants

**Phone:** +49 2151 4417 712  
[s.trippe@freudenberger.net](mailto:s.trippe@freudenberger.net)

